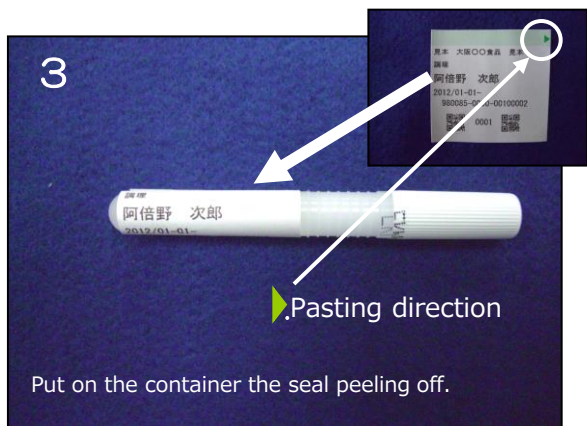
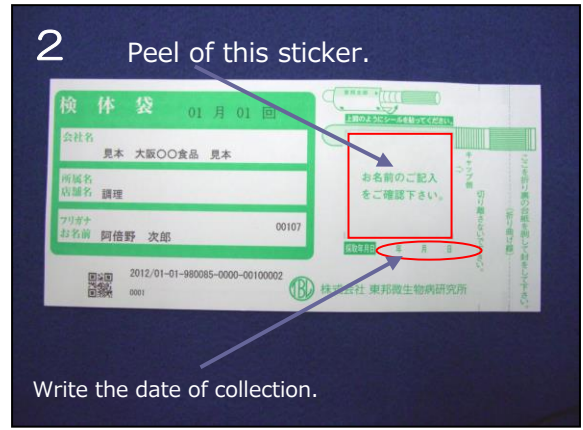
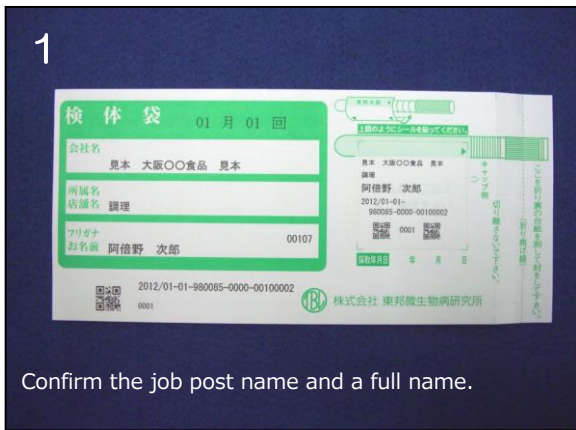


Usage of Sample Bag (Must-read)

A sample bag and the name label are integrated type.
Please use it according to the following contents.



A new hiring or the non-registration use the following non-entry sample bag.
Fill in a company name, job post or store name, a full name.

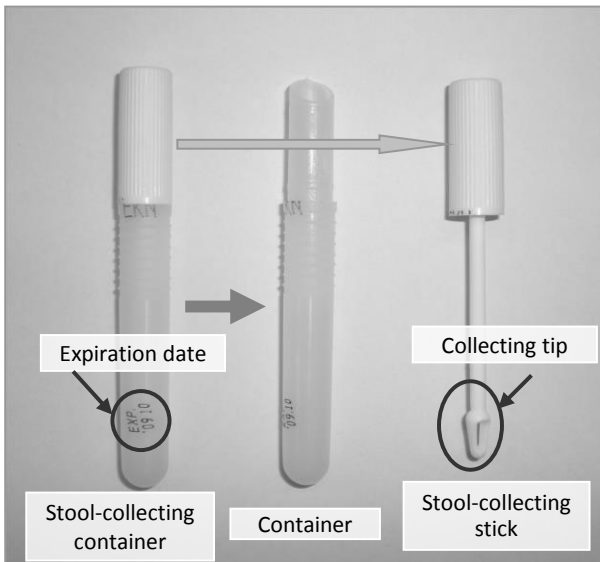





Non-entry sample bag

Be careful about the pasting directions of the label.



Put the label so that a name column and a bar code column are not concealed.



Stool Collection Procedure

Pull the stool-collecting stick of the cap slowly.

Use the stool-collecting stick of the collection container and collect the sample 2-3 times.

Obtain sample using then end of the stool-collecting stick by scraping or poking at the surface of the stool around 2-3 times.

In the case of diarrheal stool, make the diarrheal stool to whole of the stick.

Place the stool-collecting stick back into the container and tighten the cap by pushing it down.

Though a storage solution is in the container, return to our laboratory the stool-collecting container within 7days.

On the expiration date of the stool-collecting container, it is written in the stool-collecting container.

Inspection-disabled

"Inspection-disabled" has a meaning as non-detect bacteria in a test result.

Quantity of sample of the stool is a very small amount, it is "Inspection-disabled".

Confirm that the stool attaches moderate amount to the tip of the stool-collecting stick.



When the stool-collecting stick put only in the stored water of toilet bowl, it is "Inspection-disabled".

Stool-collecting stick

