

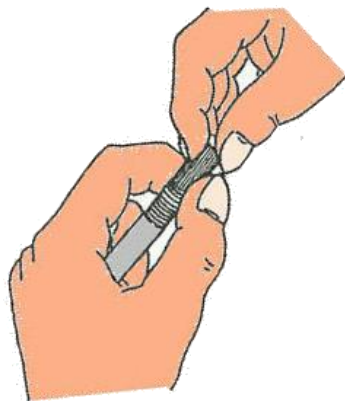
# Stool Collection Procedure of Biological Test

## Open the cap of container

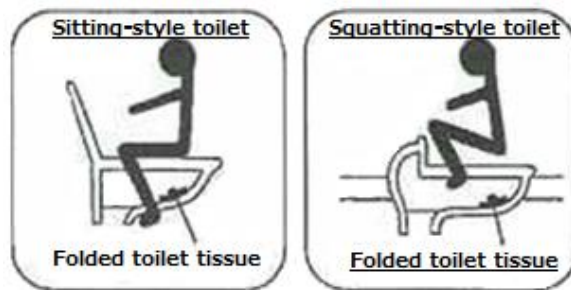
Pull the stool-collecting stick of the cap slowly.

### \*Caution

When pull the cap quickly, the liquid in the container splashes around.



## Sitting way and position on the toilet seat

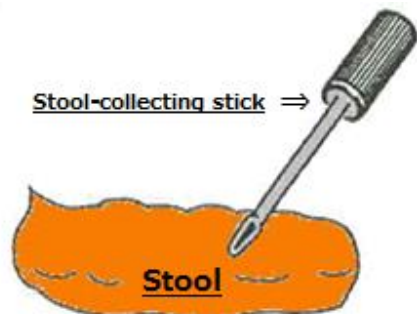


In the case of sitting-style toilet(western-style toilet) , sit on the toilet seat to reverse. Collect the samples using folded a thicker toilet tissue which allows you to do it.

### \*Caution


When folded toilet tissue touches the stored water, the folded toilet tissue slips down in water.

## Taking a stool sample



Use the stool-collecting stick of the collection container and collect the sample 2-3 times. Obtain sample using then end of the stool-collecting stick by scraping or poking at the surface of the stool around 2-3 times. In the case of diarrheal stool, make the diarrheal stool to whole of the stick.

## Close the cap of container



Place the stool-collecting stick back into the container and tighten the cap by pushing it down.

## Caution points

Collect sample from fresh stool.

Do not allow your stool sample to come into contact with water in the toilet.

Do not discard the liquid in the container.

Do not add water into the container.

Do not insert stool-collecting stick into the body.

Do not use the stool-collecting kit for other purposes.



Please contact us if you find anything unclear in the above.